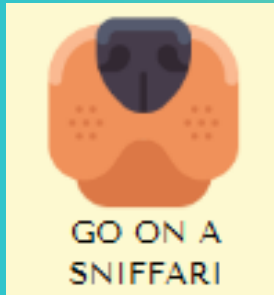


DOG DAYS OF SUMMER

Bingo



A sniffari is a walk where your dog is permitted—and encouraged—to explore his environment with his nose. Unlike a regular walk where the goal is exercise or to get somewhere quickly, on a sniffari, a dog is allowed to lead the way, take their time, and explore whatever interests them. You let your dog set the pace and the direction.

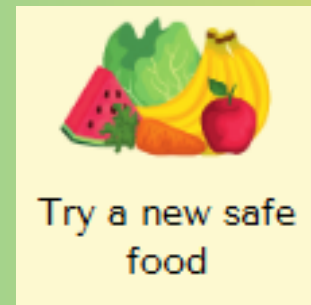
Spend at least 10 minutes playing this classic game with your pup. Did you know fetch is so popular that dogs can earn Fetch titles with the AKC?



Cool your furry buddy down this summer with some tasty homemade treats. Plain Greek yogurt mixed with unsweetened safe fruit purees (bananas, watermelon, pumpkin, etc...) and frozen in ice cube trays is easy and quick. Look up more recipes and ideas online; the possibilities are endless.



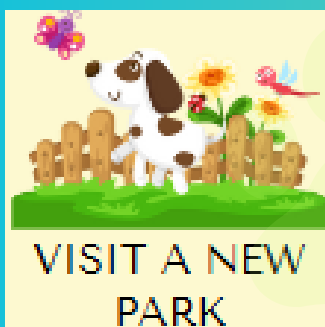
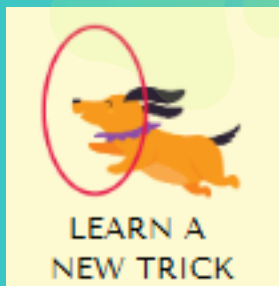
If you want to make this activity extra special for your dog, you can buy bubbles in flavors such as bacon, steak, or chicken.



Summer is a great time to expand your dog's palate with a new, safe food. Try some of these foods or look up a list of other dog safe ideas. Remember to introduce only 1 new food a little at a time over a period of several days to prevent tummy upsets and track any reactions. Some safe summer suggestions include the following:

-
- Raw carrots or apples add flavor and crunch.
- Fresh berries offer sweetness and antioxidants.
- Cucumber and watermelon are great for boosting hydration.
- Steamed, roasted, or raw broccoli is extremely nutritious.

Teaching your pup a new trick is a great way to engage their brain and spend some quality time bonding. Try a simple one like rollover, shake, or spin; or challenge you and your pet by learning something harder like bow, crawl, or go over a jump. Talk to one of our trainers for ideas and tips.



Instead of going to the same places all the time, find a new place for you and your dog to visit. Try a new trail or just find a quiet spot to watch the birds and bees and let the clouds pass by. Maybe pack a picnic with treats for you and your pup to enjoy.


Make a masterpiece with your pup. You will need:

- Small Canvas
- Acrylic paints (3 or 4 colors recommended-make sure it's non-toxic)
- Masking Tape (optional)
- Gallon Ziploc Bags (large enough to fit the canvas)



All natural peanut butter (or any other dog safe spreadable food-whipped cream, liverwurst, etc..) Prepare your canvas-you can tape off a shape or letter with your masking tape if you like, add a few squirts of paint in the colors you like. Seal the canvas in the ziploc bag. Spread the peanut butter (or other lick-able food) on the bag over the painted side of the canvas and turn your pup loose. Supervise to make sure they don't chew through the bag. When they are done, remove the painting from the bag and let dry. There are many tutorials online to help.

For dogs, digging is a normal intuitive habit. Dogs dig for a variety of reasons that date back to their ancestors in nature. You can provide some enriching ways to satisfy your dog's digging instincts.



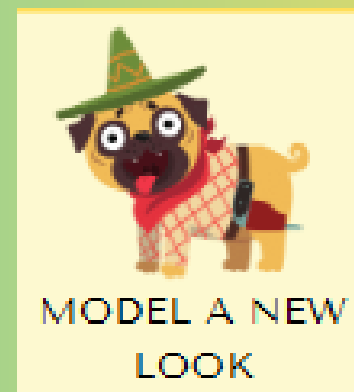
Snuffle Mats: hiding treats in the snuffle mat encourages your dog to dig to find the goodies.

Ball Pit: fill a wading pool with plastic balls and hide some treats.

Sandbox: hide a toy or treats in the sand


Visit the beach: use all that sand for some digging fun

Hot days and water fun go together. Take your dog for a swim at a dog friendly pool, lake, or beach; or just set up a wading pool or the sprinkler in your backyard and splash the day away. Obey all safety rules and never leave your dog unattended near or in a body of water.



There are lots of good reasons to dress up your dog: sweaters can keep them warm in winter, booties can protect paws from hot or cold weather, t-shirts can protect surgery sites. Dressing up your dog can also just be fun. See if your pup will hold still for a quick pic with a hat or some cool shades. Who knows? They may love to play dress up with their favorite person.

Creating a homemade dog agility course can be a fun and engaging activity for both you and your furry friend. You can create various agility obstacles using everyday items:



- Jump Bars: Use PVC pipes or broomsticks as jump bars. Adjust the height based on your dog's size and skill level.
- Tunnel: Create a tunnel using cardboard boxes or back to back chairs covered with a blanket or tarp.
- Pause Table: Set up a sturdy stump, platform or hay bale where your dog can pause for a few seconds.
- Tire Jump: Hang a hula hoop or a small tire from a tree branch or frame.

Dog puzzle toys are a great way to challenge your dog both mentally and physically, enhancing their problem-solving skills, satisfying their natural instincts, and alleviating boredom. You can pick one up at a pet store, borrow one from our trainer's puzzle library, or even make your own with a cardboard box and some imagination.

Cut holes in a box and use a hotdog for your dogs own personal Whack-a-Mole



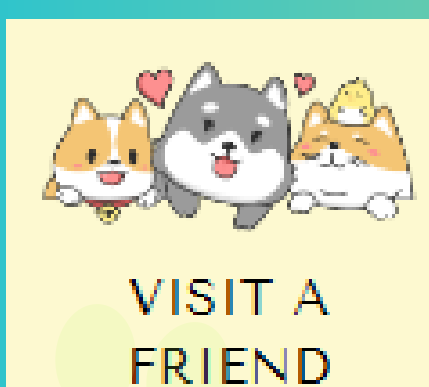
Hide-and-seek works your dog's nose and reinforces their come-when-called behavior. Start easy with this game so they're successful in finding you and have a big praise party when they sniff you out. Then make your hiding spots increasingly trickier as your dog gets the hang of the game.

Memorializing your dog's paw print in a piece of art is a wonderful way to always have a part of your special pet with you. You can use nontoxic washable paint or a nontoxic washable ink pad on paper or a canvas to make a one of a kind painting. Make sure to wipe off their paws when you're done. Air dried clay or playdough are great for making an ornament out of a paw impression.



Hide some of your dog's favorite treats around the home and help them search them out. Kids really like getting involved with this game and picking the hiding spots. You can do this outdoors in a securely fenced yard as well. Stinky high-value treats work well for a scavenger hunt, as often dogs won't work hard to find their regular dry food. Help them find each item and give lots of praise when they do!

Socialization helps dogs develop into well-adjusted, confident, and friendly animals. Plan a play date with a furry friend or a visit to your favorite 2 legged or 4 legged friends for a fun time.



Flirt poles for dogs, not unlike cat feather teasers, are comprised of a handle, a pole, a cord, and a toy. You can buy a flirt pole or make your own. An old fishing pole can be a fun springy addition if you want to practice casting for dog "fish". (Make sure all fishing poles are free of all hooks and lures)